

# MODEL HDJ

## Heavy Duty Freestanding Jib Crane

The RAZE HEAVY DUTY pillar base mounted jib crane is built to last, and is ideal for processes that involve heavy lifting and constant use throughout the day. Fully customizable, this self-supporting 360 degree rotating jib crane mounts to the floor using HSI's anchor bolts and recommended foundation.

**CAPACITIES & SPANS** - Rated loads from 1/4 to 15 ton with span lengths up to 30+ feet.

**ROTATION** - 360 degree rotation is standard

### FEATURES & BENEFITS

- **Heavy Duty assembly with reinforcing side plates**
- Full plate style gussets for maximum load distribution
- Heavy duty top thrust bearing with pressure fitted housing for ease of rotation
- Heavy Duty roller cage that is built to last; steel rollers with low friction bearings, adjustable tension bolts, keeper bar, and zerk fittings
- Built with safety in mind; anti-tip angles to prevent head removal from accidental impact and spacer rods to prevent head assembly plate flexing

- **MOTORIZED ROTATION AVAILABLE (see page ##)**


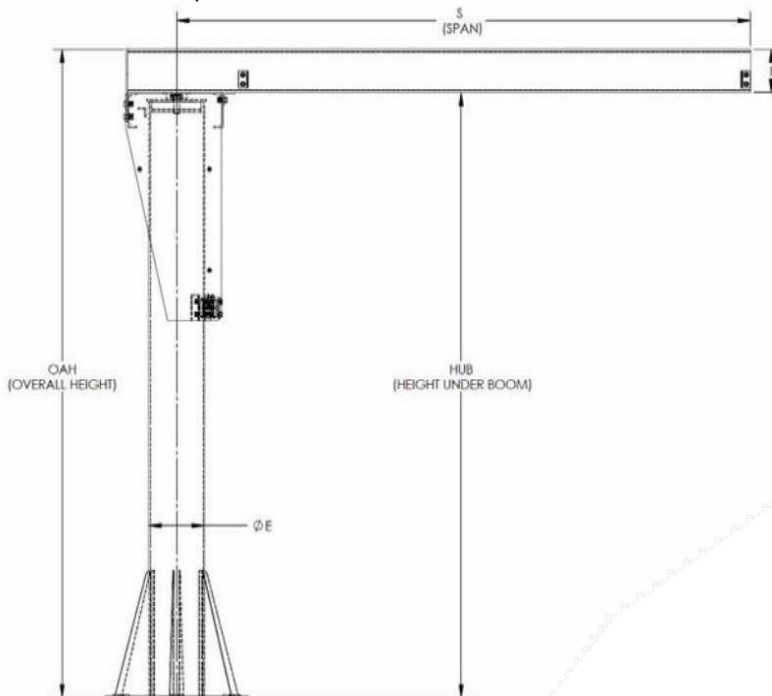
Electric or Air powered

Reduce injuries and create efficiency

- **HAND GEARED ROTATION AVAILABLE**

### OPTIONS & ACCESSORIES

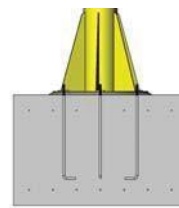
- Tight Wire Kit (Festooning/"Tagline")
- C Track Flat Cable Festooning
- Rotation Stops
- Outdoor Application
- Hoist & Trolley Packages
- Template and Anchor Bolts



MADE IN  
  
 U. S. A.

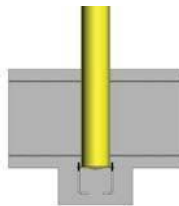
### VARIOUS MOUNTING STYLES AVAILABLE

- Base Mounted
- Foundation Mounted (No baseplate/gussets)
- Sleeve Mounted (No baseplate/gussets)



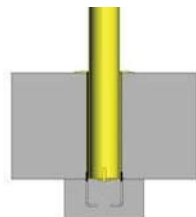
#### Base Plate Mounted (Model HDJ)

Mast is bolted to foundation (convenient for re-location)  
 Single concrete pour required  
 Base plate is welded to mast and reinforced with heavy duty full plate gussets.  
 Custom base and bolt hole patterns available upon request



#### Foundation Mounted (Model 352)

Mast permanently secured in foundation.  
 Maximizes floor space (no gussets)  
 Base plate is welded to mast and bolted down to first concrete pour.  
 Second pour secures crane at floor level.



#### Foundation Sleeve Mounted (Model 352S)

Mast secured in foundation with mast sleeve.  
 Maximizes floor space (no gussets)  
 Base plate is welded to mast sleeve and bolted down to first concrete pour.  
 Second pour secures mast sleeve at floor level and crane mast is secured in sleeve with welded sleeve ring.

# Heavy Duty

# Jlb Crane

		SPAN (S)/Model Number*						
CAP	HUB	8'	10'	12'	14'	16'	18'	20'
1/4 TON	8'	HDJ-500-8-8	HDJ-500-10-8	HDJ-500-12-8	HDJ-500-14-8	HDJ-500-16-8	HDJ-500-18-8	HDJ-500-20-8
	10'	HDJ-500-8-10	HDJ-500-10-10	HDJ-500-12-10	HDJ-500-14-10	HDJ-500-16-10	HDJ-500-18-10	HDJ-500-20-10
	12'	HDJ-500-8-12	HDJ-500-10-12	HDJ-500-12-12	HDJ-500-14-12	HDJ-500-16-12	HDJ-500-18-12	HDJ-500-20-12
	14'	HDJ-500-8-14	HDJ-500-10-14	HDJ-500-12-14	HDJ-500-14-14	HDJ-500-16-14	HDJ-500-18-14	HDJ-500-20-14
	16'	HDJ-500-8-16	HDJ-500-10-16	HDJ-500-12-16	HDJ-500-14-16	HDJ-500-16-16	HDJ-500-18-16	HDJ-500-20-16
	18'	HDJ-500-8-18	HDJ-500-10-18	HDJ-500-12-18	HDJ-500-14-18	HDJ-500-16-18	HDJ-500-18-18	HDJ-500-20-18
	20'	HDJ-500-8-20	HDJ-500-10-20	HDJ-500-12-20	HDJ-500-14-20	HDJ-500-16-20	HDJ-500-18-20	HDJ-500-20-20
1/2 TON	8'	HDJ-1000-8-8	HDJ-1000-10-8	HDJ-1000-12-8	HDJ-1000-14-8	HDJ-1000-16-8	HDJ-1000-18-8	HDJ-1000-20-8
	10'	HDJ-1000-8-10	HDJ-1000-10-10	HDJ-1000-12-10	HDJ-1000-14-10	HDJ-1000-16-10	HDJ-1000-18-10	HDJ-1000-20-10
	12'	HDJ-1000-8-12	HDJ-1000-10-12	HDJ-1000-12-12	HDJ-1000-14-12	HDJ-1000-16-12	HDJ-1000-18-12	HDJ-1000-20-12
	14'	HDJ-1000-8-14	HDJ-1000-10-14	HDJ-1000-12-14	HDJ-1000-14-14	HDJ-1000-16-14	HDJ-1000-18-14	HDJ-1000-20-14
	16'	HDJ-1000-8-16	HDJ-1000-10-16	HDJ-1000-12-16	HDJ-1000-14-16	HDJ-1000-16-16	HDJ-1000-18-16	HDJ-1000-20-16
	18'	HDJ-1000-8-18	HDJ-1000-10-18	HDJ-1000-12-18	HDJ-1000-14-18	HDJ-1000-16-18	HDJ-1000-18-18	HDJ-1000-20-18
	20'	HDJ-1000-8-20	HDJ-1000-10-20	HDJ-1000-12-20	HDJ-1000-14-20	HDJ-1000-16-20	HDJ-1000-18-20	HDJ-1000-20-20
1 TON	8'	HDJ-2000-8-8	HDJ-2000-10-8	HDJ-2000-12-8	HDJ-2000-14-8	HDJ-2000-16-8	HDJ-2000-18-8	HDJ-2000-20-8
	10'	HDJ-2000-8-10	HDJ-2000-10-10	HDJ-2000-12-10	HDJ-2000-14-10	HDJ-2000-16-10	HDJ-2000-18-10	HDJ-2000-20-10
	12'	HDJ-2000-8-12	HDJ-2000-10-12	HDJ-2000-12-12	HDJ-2000-14-12	HDJ-2000-16-12	HDJ-2000-18-12	HDJ-2000-20-12
	14'	HDJ-2000-8-14	HDJ-2000-10-14	HDJ-2000-12-14	HDJ-2000-14-14	HDJ-2000-16-14	HDJ-2000-18-14	HDJ-2000-20-14
	16'	HDJ-2000-8-16	HDJ-2000-10-16	HDJ-2000-12-16	HDJ-2000-14-16	HDJ-2000-16-16	HDJ-2000-18-16	HDJ-2000-20-16
	18'	HDJ-2000-8-18	HDJ-2000-10-18	HDJ-2000-12-18	HDJ-2000-14-18	HDJ-2000-16-18	HDJ-2000-18-18	HDJ-2000-20-18
	20'	HDJ-2000-8-20	HDJ-2000-10-20	HDJ-2000-12-20	HDJ-2000-14-20	HDJ-2000-16-20	HDJ-2000-18-20	HDJ-2000-20-20
2 TON	8'	HDJ-4000-8-8	HDJ-4000-10-8	HDJ-4000-12-8	HDJ-4000-14-8	HDJ-4000-16-8	HDJ-4000-18-8	HDJ-4000-20-8
	10'	HDJ-4000-8-10	HDJ-4000-10-10	HDJ-4000-12-10	HDJ-4000-14-10	HDJ-4000-16-10	HDJ-4000-18-10	HDJ-4000-20-10
	12'	HDJ-4000-8-12	HDJ-4000-10-12	HDJ-4000-12-12	HDJ-4000-14-12	HDJ-4000-16-12	HDJ-4000-18-12	HDJ-4000-20-12
	14'	HDJ-4000-8-14	HDJ-4000-10-14	HDJ-4000-12-14	HDJ-4000-14-14	HDJ-4000-16-14	HDJ-4000-18-14	HDJ-4000-20-14
	16'	HDJ-4000-8-16	HDJ-4000-10-16	HDJ-4000-12-16	HDJ-4000-14-16	HDJ-4000-16-16	HDJ-4000-18-16	HDJ-4000-20-16
	18'	HDJ-4000-8-18	HDJ-4000-10-18	HDJ-4000-12-18	HDJ-4000-14-18	HDJ-4000-16-18	HDJ-4000-18-18	HDJ-4000-20-18
	20'	HDJ-4000-8-20	HDJ-4000-10-20	HDJ-4000-12-20	HDJ-4000-14-20	HDJ-4000-16-20	HDJ-4000-18-20	HDJ-4000-20-20
3 TON	8'	HDJ-6000-8-8	HDJ-6000-10-8	HDJ-6000-12-8	HDJ-6000-14-8	HDJ-6000-16-8	HDJ-6000-18-8	HDJ-6000-20-8
	10'	HDJ-6000-8-10	HDJ-6000-10-10	HDJ-6000-12-10	HDJ-6000-14-10	HDJ-6000-16-10	HDJ-6000-18-10	HDJ-6000-20-10
	12'	HDJ-6000-8-12	HDJ-6000-10-12	HDJ-6000-12-12	HDJ-6000-14-12	HDJ-6000-16-12	HDJ-6000-18-12	HDJ-6000-20-12
	14'	HDJ-6000-8-14	HDJ-6000-10-14	HDJ-6000-12-14	HDJ-6000-14-14	HDJ-6000-16-14	HDJ-6000-18-14	HDJ-6000-20-14
	16'	HDJ-6000-8-16	HDJ-6000-10-16	HDJ-6000-12-16	HDJ-6000-14-16	HDJ-6000-16-16	HDJ-6000-18-16	HDJ-6000-20-16
	18'	HDJ-6000-8-18	HDJ-6000-10-18	HDJ-6000-12-18	HDJ-6000-14-18	HDJ-6000-16-18	HDJ-6000-18-18	HDJ-6000-20-18
	20'	HDJ-6000-8-20	HDJ-6000-10-20	HDJ-6000-12-20	HDJ-6000-14-20	HDJ-6000-16-20	HDJ-6000-18-20	HDJ-6000-20-20
5 TON	8'	HDJ-10000-8-8	HDJ-10000-10-8	HDJ-10000-12-8	HDJ-10000-14-8	HDJ-10000-16-8	HDJ-10000-18-8	HDJ-10000-20-8
	10'	HDJ-10000-8-10	HDJ-10000-10-10	HDJ-10000-12-10	HDJ-10000-14-10	HDJ-10000-16-10	HDJ-10000-18-10	HDJ-10000-20-10
	12'	HDJ-10000-8-12	HDJ-10000-10-12	HDJ-10000-12-12	HDJ-10000-14-12	HDJ-10000-16-12	HDJ-10000-18-12	HDJ-10000-20-12
	14'	HDJ-10000-8-14	HDJ-10000-10-14	HDJ-10000-12-14	HDJ-10000-14-14	HDJ-10000-16-14	HDJ-10000-18-14	HDJ-10000-20-14
	16'	HDJ-10000-8-16	HDJ-10000-10-16	HDJ-10000-12-16	HDJ-10000-14-16	HDJ-10000-16-16	HDJ-10000-18-16	HDJ-10000-20-16
	18'	HDJ-10000-8-18	HDJ-10000-10-18	HDJ-10000-12-18	HDJ-10000-14-18	HDJ-10000-16-18	HDJ-10000-18-18	HDJ-10000-20-18
	20'	HDJ-10000-8-20	HDJ-10000-10-20	HDJ-10000-12-20	HDJ-10000-14-20	HDJ-10000-16-20	HDJ-10000-18-20	HDJ-10000-20-20

### Model Number Explanation

Model Number - Capacity - Span - HUB.

Example: 3 ton jib with a 10 foot span and a 14 foot HUB: HDJ = Heavy duty freestanding jib crane, 6000 = 3 Ton, 10 = Span, 14 = HUB (HDJ-6000-10-14).

**Hand geared & motorized units available**

