

Kontrol-Karriers

>> [Video Online](#) <<

- Lift and dispense a drum with your hoist or crane
- Provides controlled high-level pouring
- Allows 360° drum tilt control in both directions with pull chain control with 30:1 gear ratio & gear covers
- Handle drum with faucet in place
- Stands upright on foot support
- Capacity: 800 Lb. (363 kg) full drum (500 Lb. (227 kg) half-full* drum capacity)
- Model 185AM has spark resistant parts

Morse Kontrol-Karriers have a 12' (3.6 m) long pull chain loop with 6' (1.8 m) drop so you control drum tilting, 360° in either direction. Dispense a drum overhead with your crane or hoist. Order with Hand Crank or Hand Wheel option for use only within reach of operator.

We recommend the MORStop Tilt-Brake™ option to automatically hold the drum tilt angle until you move it. This prevents a partially full, unbalanced drum from turning out of control, even when the contents shift from one end to the other.




MORCINCH™ Drum Handling System

- Automatically adjusts for 22" to 23.5" (56 to 59.7 cm) diameter
- Accepts Diameter Adaptors for smaller drum
- Bolt-on Top Rim Clamp or Bracket Assembly for plastic drum, or to more securely handle fiber drum
- Flexible cinch chain cover helps protect drum sidewall



Installed Options

We recommend **Option # 3900i-P MORStop Tilt-Brake** factory installed to automatically hold the drum tilt angle.



Hand Crank Option
9" (22.9 cm)

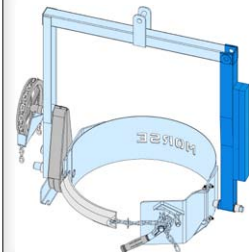


Hand Wheel Option
16" (40.6 cm)

Web Strap and Ratchet



MORCINCH™ Drum Holder with Web Strap and Ratchet installed



Option 4623i-P Counterweight keeps your Kontrol-Karrier hanging plumb, even without a drum in the holder.

MORCINCH™ Drum Handling System

Bracket Assembly for Rimless Drum



The **Bracket Assembly** provides a brace at top and bottom of drum to prevent it from slipping. It is **REQUIRED** for handling a rimless plastic drum, and recommended to more securely handle a fiber drum. Adjusts for 31" to 39" (79 to 99 cm) tall drum.

Kit # 4556-P - Bracket Assembly

Kit # 4556M-P - Spark Resistant

Top Rim Clamp for Rimmed Drum



The **Top Rim Clamp** grips the upper rim of drum to prevent it from slipping. Use to handle a 55-gallon (210 liter) rimmed plastic or fiber drum. To safely handle a 55-gallon plastic drum with top rim, you **MUST** install either the Bracket Assembly or the Top Rim Clamp.

Kit # 4560-P - Rim Clamp

Kit # 4560M-P - Spark Resistant

Diameter Adaptors for Smaller Drum



Diameter Adaptors insert into the drum holder to handle your smaller drum. Select the correct size Diameter Adaptor for each drum (page 2). Spark resistant and stainless steel Diameter Adaptors are also available.

Kontrol-Karriers					Installed Options					Export Crate		
Model #	Description	Tilt Control	Domestic Ship Weight	Domestic Ship Dimensions	MORStop Tilt-Brake	Hand Crank	Hand Wheel	Web Strap & Ratchet	Counter Weight	Crate #	Crate Dimensions	Crate Weight
185A	Standard	Chain Wheel	98 Lb. (44.5 kg)	L40" W10" H39" (102 x 25 x 99 cm)	3900i-P	X02-185	X03-185	5115i-P	4623i-P	2834X-P	L44" W39" H17" (112 x 99 x 43 cm)	80 Lb. (36.3 kg)
185AM	Spark Resistant Parts	Chain Wheel	102 Lb. (46.3 kg)			X02-185M	X03-185M	5115Mi-P				

* Half-full rating is an indication of capacity for tilting an unbalanced, bottom-heavy drum. A partially full drum with unbalanced and shifting load is harder to tilt than a full drum.

MADE IN USA

Kits to Install on Existing Units

Model #	MORStop Tilt-Brake	Hand Crank	Hand Wheel	Web Strap & Ratchet	Counter Weight
185A	3900-P	1460-P	2690-P	5115-P	4623-P
185AM	3900-P	1460M-P	2690M-P	5115M-P	4623-P

Diameter Adaptors

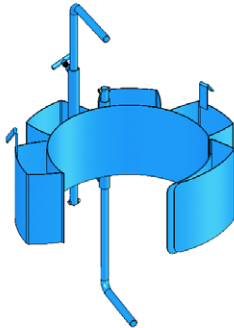
Diameter Adaptors allow your Kontrol-Karrier to handle a smaller drum. Simply place the correct size Diameter Adaptor into the drum holder. When you complete dispensing from your smaller drum, simply lift the Diameter Adaptor out of the drum holder to return to handling a 55-gallon (208 liter) drum.

Diameter Adaptors for 17.5" (44.5 cm) diameter and smaller drums have brackets at top and bottom of the drum. They adjust to securely hold a drum up to 38" (96.5 cm) tall.

Spark resistant and stainless steel Diameter Adaptors are available for the same diameter ranges.



Model 55/30-19



Model 55/30-17.5

DIAMETER ADAPTORS				
DIAMETER ADAPTORS	SPARK RESISTANT DIAMETER ADAPTORS	STAINLESS STEEL DIAMETER ADAPTORS	FITS DIAMETER	DOMESTIC SHIP WEIGHT
55/30-20.5	55/30M-20.5	55/30SS-20.5	20" to 20.5" (50.8 to 52.1 cm)	20 Lb. (9 kg)
55/30-19	55/30M-19	55/30SS-19	18.5" to 19" (47 to 48.3 cm)	24 Lb. (11 kg)
55/30-17.5	55/30M-17.5	55/30SS-17.5	17" to 17.5" (43.2 to 44.5 cm)	35 Lb. (16 kg)
55/30-16	55/30M-16	55/30SS-16	15.5" to 16" (39.4 to 40.6 cm)	35 Lb. (16 kg)
55/30-14.5	55/30M-14.5	55/30SS-14.5	14" to 14.5" (35.6 to 36.8 cm)	36 Lb. (16 kg)



Asymmetric Drum Cones

Attach an Asymmetric Drum Cone with iris valve or slide gate to your drum to start and stop material flow as needed. Also available with flange to attach valve of your choice.

Steps For Use of Morse Kontrol-Karriers

1. Attach the Kontrol-Karrier to your hoist hook, then move to your upright drum.

2. Mate the Kontrol-Karrier's drum holder to the middle of your drum.



3. Secure drum holder to your drum between drum ribs... no tools are needed. To secure drum, drape the cinch chain with flexible chain cover across the front of the drum, insert one link into the slot on the ratchet handle, and turn the ratchet handle clockwise to tighten the cinch chain around the drum.



4. Tighten the Top Rim Clamp or adjust the Bracket Assembly height, if your Kontrol-Karrier is so equipped.

5. Lift the Kontrol-Karrier and secured drum, with your hoist or crane.

6. To control turning of your drum, pull down on one side of the pull chain link loop while letting out the other.

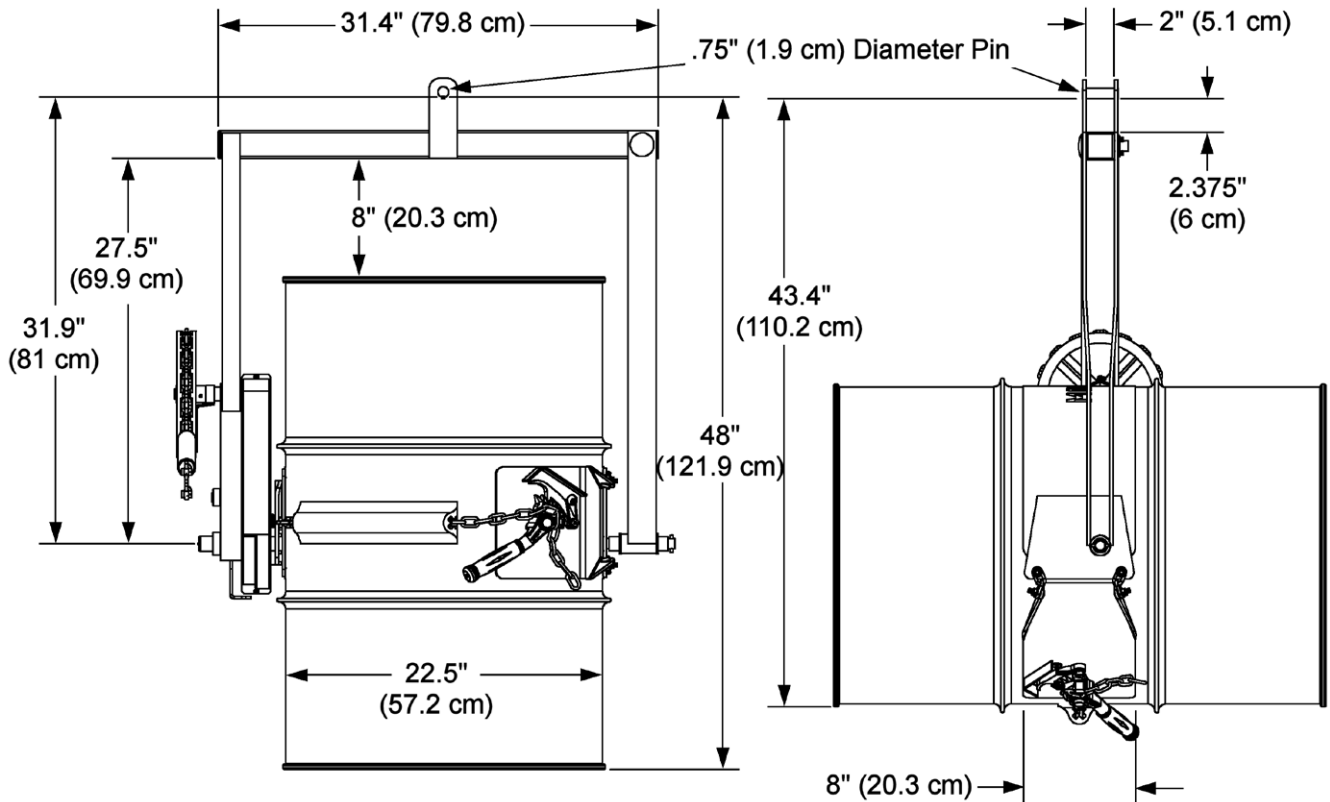


7. To remove a drum from your Kontrol-Karrier, turn the ratchet handle clockwise to relieve pressure on the ratchet teeth, lift the pawl handle to release teeth engagement, then rotate the ratchet handle counter clockwise to loosen the chain and allow its removal from the slot on the ratchet handle.



MADE IN USA

Dimensions



MADE
IN
USA

NOTE: Standard loop of pull chain extends approximately six feet below the chain wheel. Custom lengths are available.

Custom Drum Handler



Custom model 185S-HD-FP
handles drum completely
below the forks
or below-hook

Use with:

- **Walkie Stacker**
Requires 17-7/16"
(44.3 cm) between forks
- **Forklift**
- **Crane or Hoist**
below-hook

